

Spiders (Arachnida: Araneae) in dry grasslands of South Ukraine: a case study of Yelanetskyi Steppe Natural Reserve

Nina Polchaninova



doi: 10.30963/aramit6105

Abstract. Dry grassland areas of Ukraine are highly fragmented due to human activity. All of them require protection and thorough study of their biota. Arachnological research in the Yelanetskyi Steppe Natural Reserve has been conducted for the first time. An annotated list of spiders includes 113 species in 23 families. Salticidae (20 species, 17.7% of the species list) and Gnaphosidae (18 species, 15.9%) are the most species rich. The studied reserve is the westernmost locality of *Ero koreana* Paik, 1967 and *Zelotes eugenei* Kovblyuk, 2009. Richest were the ecotone habitats on the edges of forest plantations and shrub thickets (43–45 species), while the poorest were the most disturbed open grassland habitats like grazed steppe, secondary steppe and meadows (25–26 species). Spider assemblages of the undisturbed forb-fescue-feather grass and petrophytic steppe habitats accounted for 33–37 species. A comparison of the dry grassland spider faunas of 11 protected areas in the steppe and forest-steppe zones of Ukraine showed that the araneofauna of the Yelanetskyi Steppe is most similar to those of both forb-fescue-feather grass steppes of Southeast Ukraine and fescue-feather grass steppes of South Ukraine. Moreover, the spider fauna of the Yelanetskyi Steppe contains the least specific elements. 33% of the species are widespread and only 3.8% are recorded from one or only two close sites. Similarity of the spider faunas depends on the geographical location of the study area and on the types of the grasslands.

Keywords: European fauna, conservation areas, steppe ecosystems

Zusammenfassung. Spinnen (Arachnida: Araneae) auf Trockenrasen in der südlichen Ukraine: eine Untersuchung im Naturschutzgebiet Yelanetskyi Steppe. Die Trockenrasen der Ukraine sind aufgrund menschlicher Einflüsse stark fragmentiert. Alle sind schützenswert und sollten gründlich untersucht werden. Im Naturschutzgebiet Yelanetskyi Steppe wurden erstmals arachnologische Erfassungen durchgeführt. Die kommentierte Artenliste der Spinnen umfasst 113 Arten aus 23 Familien. Die Salticidae (20 Arten, 17,7 % der Artensumme) und die Gnaphosidae (18 Arten, 15,9 %) waren am artenreichsten. Im Reservat sind die westlichsten bekannten Vorkommen von *Ero koreana* Paik, 1967 und *Zelotes eugenei* Kovblyuk, 2009. Die artenreichsten Lebensräume sind Ökotope am Rand von Forsten und Gebüsch (43–45 Arten), hingegen waren stark gestörte offene Grünlandlebensräume wie Weidesteppen, Sekundärsteppen und Wiesen am artenärmsten (25–26 Arten). Die Spinnenfauna ungestörter Federgras- und Felssteppen enthielt 33–37 Arten. Ein Vergleich der Spinnenfauna der Trockenrasen von 11 Schutzgebieten in den Steppen- und Waldsteppengebieten der Ukraine ergab, dass die Spinnenfauna der Yelanetskyi-Steppe den Federgrassteppentypen der Südost- und Südukraine am ähnlichsten ist. Zudem enthält die Spinnenfauna der Yelanetskyi Steppe die wenigsten typischen Elemente. 33 % der Arten sind weit verbreitet und nur 3,8 % wurden an einem oder zwei benachbarten Standorten erfasst. Das Maß der Ähnlichkeiten der Spinnenfaunen ist abhängig von der geografischen Lage des Untersuchungsgebiets und von den Graslandtypen.

Dry grasslands are among the most endangered biomes in the world. They have declined dramatically in Europe, but remain better preserved in Asia (Werger & Staalduin 2012). Nevertheless, the threats and conservation challenges are similar throughout the continent: total ploughing, overgrazing or abandonment, partial afforestation and agricultural intensification (Werger & Staalduin 2012, Zhang et al. 2017, Török et al. 2018). All preserved steppe areas have outstanding conservation importance. In Ukraine, the steppes are protected in two Biosphere Reserves, 11 Natural Reserves, 15 National Parks and over 20 Regional Parks. However, this is a very small area since the Ukrainian grasslands have been converted into arable lands and, based on different estimates, only 1% to 3% of the prehistoric natural steppes have been preserved until the present day (Vasyliuk & Skorobogatov 2019).

Botanical research in Ukrainian dry grasslands has a long history of investigations and surveys (Bilyk 1973, Tkachenko 2004, Korotchenko & Perygrym 2012, Vynokurov & Kuzemko 2018) while numerous arthropod studies are mostly scattered (Shtirts & Yaroshenko 2003, Martynov 2008, Pushkar 2009, Putchkov & Nitochko 2016, Demyanenko et al. 2018). Spiders have also been studied unevenly. In Left-Bank Ukraine (a territory stretching from the left bank of the Dniiper River to the state border), all the Nature Reserves and

most of the National Parks have been investigated and the results have been summarized (Polchaninova & Prokopenko 2013, 2017). Presently, an updated list of the dry grassland spiders includes over 370 species (Polchaninova et al. 2021). The Crimean protected areas are also well studied, but spiders of steppe habitats have not been surveyed (Kovblyuk et al. 2015). In the steppes of Right-Bank Ukraine, only one National Park has been thoroughly investigated (Polchaninova et al. 2017).

The present article is part of a series of works on the spiders of Ukrainian steppe reserves, which form a database for the further analysis of the spider distribution and assemblage structure in the dry grasslands of Ukraine. The paper presents the first arachnological research in the Yelanetskyi Steppe Natural Reserve and aims at compiling an annotated species list of spiders and comparing it with those of other well-studied protected areas within the steppe zone of Ukraine.

Material and methods

Study site

The Yelanetskyi Steppe is located on the southwest margin of the Ukrainian Crystalline Shield in the south of the forb-fescue-feather grass belt of the Pontic Steppe Province (terminology after Barbarych 1977: Fig. 1). The reserve encompasses a large deep, branched gully with granite outcrops at the bottom and limestone outcrops on the slopes. Previously, this territory was used for intensive sheep grazing. The flat interfluvium was ploughed; two plots of 100 m² were planted with shrubs (*Crataegus laevigata* (Poir.) DC., *Ribes aureum* Pursh,

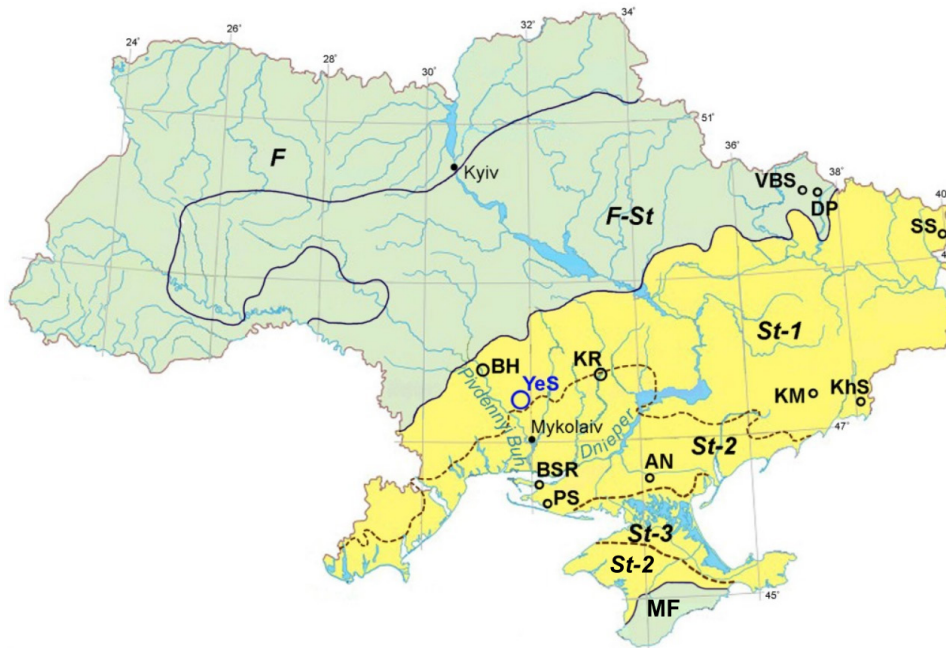


Fig. 1: Location of the Yelanetskyi Steppe Natural Reserve and compared protected areas in the forest-steppe and steppe regions of Ukraine; AN – Askania-Nova, BH – Buzkyi Hard, BSR – Black Sea Reserve, DP – Dvorichanskyi Park, KhS – Khomutivskyi Steppe, KM – Kamyani Mohyly, KR – Kryvyi Rih, PS – Potiivskyi segment of the Black Sea Reserve, SS – Striltsivskyi Steppe, VBS – Velykoburlutskyi Steppe, YeS – Yelanetskyi Steppe. Solid line – borders of the geobotanical regions: F – broadleaved forests, MF – Mediterranean forests, F-St – forest-steppe, St – steppe; dash line – borders of the steppe belts: St-1 – forb-fescue-feather grass steppes, St-2 – fescue-feather grass steppes, St-3 – sagebrush-grasses steppes. After Barbarych (1977)

Rosa spp.), pine trees (*Pinus nigra* subsp. *pallasiana* (Lamb.) Homböe) and black locust (*Robinia pseudoacacia* L.).

A strict conservation regime was established in 1996 across an area of 1657.7 ha. The main goal of creating the reserve was to monitor natural recovery of the steppe biota and to maintain biodiversity of the South Ukrainian steppes. Presently, forb-fescue-feather grass steppes cover gentle slopes, a specific petrophytic vegetation is patchily spread on the limestone outcrops, and meadow steppes occupy the gully bottoms (Fig. 2). The plots on the flat interfluvies are recovering after ploughing; they form fallows at different stages of succession, partly overgrown with shrubs (Konaikova 2019). A pond and the pine and black locust plantations are also parts of the reserve.

In 2016, the reserve was enlarged to 3010.65 ha due to the adjoining of a new steppe gully, named the Mykhailivskyi Steppe. This had long been used for cattle grazing. There are two small forest plantations and scattered shrubs of *Crataegus laevigata*, *Rosa* spp., *Cotinus coggygria* Scop. and *Elaeagnus commutata* Bernh. ex Rydb. on the slopes. The latter forms hedges along old ditches (Fig. 3). The main vegetation cover is also a forb-fescue-feather grass steppe on the slopes with patches of petrophytic steppes on limestone soils. Moderate cattle grazing is maintained in an area of 300 ha. A dirt road and more intensive grazing destroyed meadow vegetation at the gully bottom.

Both segments of the reserve are located in the Mykolaiv Region, in Yelanets and Nova Odesa districts. Coordinates of the centre of the Yelanetskyi segment are 47.5578°N, 32.0269°E, 57 m a.s.l. and of the Mykhailivskyi segment 47.4094°N, 31.6186°E, 26 m a.s.l.

Spider collection

Arachnological research in the Yelanetskyi Steppe was conducted in May–July 2016 and May–June, August and September 2017. The Yelanetskyi segment (further in the text YeS) was investigated in both years, the Mykhailivskyi segment (MyS) only in 2017. Habitat classification was adopted



Fig. 2: Landscape view of the Yelanetskyi segment of the Yelanetskyi Steppe Reserve. July 2016



Fig. 3: Landscape view of the Mykhailivskyi segment of the Yelanetskyi Steppe Reserve. July 2016

from Kuzemko et al. (2018). Within the main habitats, I chose several plots depending on the topography and vegetation characteristics. Plant associations, if available, are given after Konaikova (2019).

Spiders were collected by hand, by pitfall trapping and sweep netting. In each study plot, I set up eight traps (plastic caps of 6.5 cm diameter) at a 10 m distance; 4% formalin was used for preservation. In total, 1239 individuals of adult spiders were collected.

The sampled habitats and plots were as follows:

True forb-fescue-feather grass and fescue-feather grass steppes of the steppe zone

- St1 = virgin steppe on the tops of slopes, ass. *Stipo lessingiana*-*Salvietum nutantis* Vynokurov 2014, both YeS 47.5631°N, 32.0261°E and MyS 47.3897°N, 31.6311°E; in MyS, the plot is periodically grazed.
- St2 = secondary steppe on an abandoned field on the flat interfluvies, ass. *Potentillo arenariae*-*Stipetum capillatae* (Hueck 1931) Krausch 1961, YeS, 47.5500°N, 32.0303°E
- St3 = virgin steppe on the middle of a north-facing slope, ass. *Salvia nemorosae*-*Festucetum valesiacae* Korotchenko & Didukh 1997 var. *Botriochloetum ischaemii*, YeS, 47.5633°N, 32.0261°E
- St4 = virgin steppe on the middle of a south-facing slope, ass. *Vinco herbaceae*-*Caraganetum fruticis* Korotchenko & Didukh 1997, YeS, 47.5625°N, 32.0225°E

Petrophytic steppes on carbonate substrata in the Pontic Region

- Lst1 = top and middle parts of limestone slopes, ass. *Lino tenuifolii*-*Jurineetum brachycephalae* Krasova & Smetana 1999, YeS, 47.5669°N 32.0194°E
- Lst2 = bottom parts of limestone slopes, same association, both YeS, 47.5528°N, 32.03°E and MyS, 47.3978°N, 31.6244°E

Meadow steppes on chernozem

- Mt1 = annually mowed meadow steppe at the gully bottom, YeS, 47.5439°N, 32.0322°E

Mesic hay meadows

- Md2 = annually mowed secondary mesic meadow at the gully bottom previously transformed by earthworks, YeS, 47.5625°N, 32.0214°E

Anthropogenic forests

- FPl = forest plantation: rows of pines and shrubs with steppe vegetation between them, YeS, 47.5667°N, 32.0203°E

Riparian habitats

- BP = bank of a pond with arboreal and herbaceous riparian vegetation, YeS, 47.5661°N, 32.0142°E

Ecotone habitats

- Sl = edges of high shrub thickets/natural tree groves bordering the steppe on the lower parts of various slopes. Both YeS, 47.5447°N, 32.0153°E and MyS, 47.3903°N, 31.6267°E

Synanthropic habitats

- OB = outbuildings, YeS, 47.5675°N, 32.0119°E.

Data analysis

Spiders were identified using Nentwig et al. (2021); for the identification of some rare species I used Kovblyuk & Tuneva (2009), Ponomarev et al. (2017) and Zamani et al. (2019). Spider taxonomy follows the WSC (2021). The material is arranged in a table that sums up the number of males/females collected in each reserve segment (Tab. 1). An annotated checklist is given in the Appendix. This is provided with a segment name (**MyS** – Mykhailivskiy, **YeS** – Yelanetskyi), habitat code (see above), number of males/females, and collecting date(s). I mention several juvenile individuals, if adults from a certain reserve segment/habitat were absent in the samples.

A comparison of the dominance structure of spider assemblages of the two reserve's segments was made based on the May–Jun. 2017 pitfall trapping, when the material was collected simultaneously in the same types of habitats (forb-fescue-feather grass and petrophytic steppes, edges of shrub thickets and natural tree groves). Species accounting for 5–10% of the total number of adult individuals were regarded as subdominant, 10.1–20% as dominant, and more than 20% as eudominant. They formed a dominant complex.

The spider fauna of the Yelanetskyi Steppe was compared to the faunas of ten other protected areas in the Steppe and Forest-Steppe Provinces of Ukraine (Fig. 1): National Park Buzkyi Hard (BH, Mykolaiv Region); vicinity of the Town of Kryvyi Rih (KR, Dnipropetrovska Region); Black Sea State Biosphere Reserve (BSR, the segments Ivano-Rybalchanskyi and Solenoozernyi, Kherson Region); the Potiivskiy segment of the same Reserve (PS, Kherson Region); Biosphere Reserve Askania-Nova (AN, Kherson Region); the Kamyani Mohyly (KM) and the Khomutivskiy Steppe (KhS) departments of the Ukrainian Steppe Natural Reserve (Donetsk Region); Regional Landscape Park Velykoburlutskiy Steppe (VBS, Kharkiv Region); National Park Dvorichanskyi (DP, Kharkiv Region), and the Striltsivskiy Steppe (SS) department of the Luhansk Natural Reserve (Luhansk Region). The data on spider faunas of the aforementioned protected areas were compiled in Polchaninova & Prokopenko (2013, 2017), Polchaninova et al. (2017, 2021) and Polchaninova (2012, 2019). The investigations were conducted during two or three years at each site by the standard collecting methods (pitfall trapping, sweep netting and hand sampling) that provide comparable material for faunistic analysis.

Only dry grassland habitats of these protected areas were analysed. Their classification is traditionally based on both climatic and edaphic factors (Vynokurov & Kuzemko 2018). The zonal habitats that are predominately shaped by climate occupy flat interfluvies and slopes of different landforms in the appropriate zone/subzone: meadow steppes in the forest-steppe zone, true forb-fescue-feather grass, fescue-feather grass and desert steppes in the steppe subzones of the same names. In the neighbouring zones and subzones, these habitats are located on slopes/elevations or in depressions and form an extrazonal group of habitats. The azonal edaphic-derived habitats are divided into two main groups – psammophytic and petrophytic; the latter is formed on siliceous (granite, slate) and/or calcareous (chalk, limestone) substrata under microclimatic conditions of insufficient humidity. In the particular areas, the studied dry grassland habitats are distributed as follows:

- meadow steppes – BH, DP, KhS, KM, KR, SS, VBS, YeS
- forb-fescue-feather grass steppes – DP, SS, VBS (mesic, rich in forbs), BH, KhS, KM, KR, YeS (dry, poor in forbs)
- fescue-feather grass steppe – AN
- psammophytic steppes – BSR (typical, not saline), PT (coastal with low salinity)
- petrophytic steppes – BH, KM (granite); KR (slate); DP, SS (chalky); KhS, KR, YeS (limestone)
- Steppe shrub habitats are imbedded in the grasslands of various types. They were investigated in BH, DP, KhS, KM, KR, SS, VBS and YeS.

Comparison of the spider faunas was performed in the program PAST (Hammer et al. 2001) by means of non-metric Multidimensional Scaling (NMDS) based on the Jaccard similarity index. A 2-dimensional model was used due to the low stress value (0.16). Then I chose the sites closest to the Yelanetskyi Steppe in terms of spider species composition and types of habitats – Kryvyi Rih and the Khomutivskyi Steppe – and compared the araneofaunas of the forb-fescue-feather grass and petrophytic (limestone) steppes, which are the main steppe types in this study.

Tab. 1: Spider species composition and the number of individuals collected in Yelanetskyi Steppe Natural Reserve in 2016/2017. YeS = Yelanetskyi segment, MyS = Mykhailivskyi segment

Family/species	Reserve segment	
	YeS (♂♂/♀♀)	MyS (♂♂/♀♀)
Agelenidae		
<i>Allagelena gracilens</i> C. L. Koch, 1841	0/2	0/2
<i>Eratigena agrestis</i> (Walckenaer, 1802)	0/3	
Araneidae		
<i>Aculepeira armida</i> (Audouin, 1826)	0/1	
<i>Agalenatea redii</i> (Scopoli, 1763)	0/4	0/4
<i>Araneus diadematus</i> Clerck, 1757	0/1	
<i>Araneus quadratus</i> Clerck, 1757	0/2	
<i>Argiope bruennichi</i> (Scopoli, 1772)	1/12	3/5
<i>Argiope lobata</i> (Pallas, 1772)	0/1	0/1
<i>Cyclosa oculata</i> (Walckenaer, 1802)	6/8	0/3
<i>Mangora acalypha</i> (Walckenaer, 1802)	9/41	0/11
<i>Neoscona adianta</i> (Walckenaer, 1802)	7/30	2/6
Atypidae		
<i>Atypus muralis</i> Bertkau, 1890	4/0	
Cheiracanthiidae		
<i>Cheiracanthium pennyi</i> O. Pickard-Cambridge, 1873	12/11	1/2
<i>Cheiracanthium. punctorium</i> (Villers, 1789)	1/4	0/1
<i>Cheiracanthium virescens</i> (Sundevall, 1833)		0/1
Clubionidae		
<i>Clubiona pseudoneglecta</i> Wunderlich, 1994		1/0
Dictynidae		
<i>Altella hungarica</i> Loksa, 1981	0/1	
<i>Argenna subnigra</i> (O. Pickard-Cambridge, 1861)		1/0
<i>Briggitea latens</i> (Fabricus, 1775)	1/3	0/2
<i>Lathys stigmatizata</i> (Menge, 1869)		1/0
Eresidae		
<i>Eresus kollari</i> Rossi, 1846	4/0	
Gnaphosidae		
<i>Aphantaulax trifasciata</i> (O. Pickard-Cambridge, 1872)		0/1

Family/species	Reserve segment	
	YeS (♂♂/♀♀)	MyS (♂♂/♀♀)
<i>Berlandina cinerea</i> (Menge, 1872)	8/3	1/0
<i>Civizelotes caucasicus</i> (L. Koch, 1866)	5/1	1/0
<i>Drassodes lapidosus</i> (Walckenaer, 1802)	4/3	2/3
<i>Drassyllus praeficus</i> (L. Koch, 1866)	5/6	3/2
<i>Drassyllus pumilus</i> (C. L. Koch, 1839)	4/2	
<i>Gnaphosa lucifuga</i> (Walckenaer, 1802)	0/1	0/3
<i>Gnaphosa opaca</i> Herman, 1879	79/26	
<i>Haplodrassus bohemicus</i> Miller & Buchar, 1977	2/2	16/9
<i>Haplodrassus dalmatensis</i> (L. Koch, 1866)	1/2	1/0
<i>Haplodrassus kulczynskii</i> Lohmander, 1942	5/8	
<i>Haplodrassus signifer</i> (C. L. Koch, 1839)	14/3	
<i>Marinarozelotes malkini</i> Platnick & Murphy, 1984	1/1	
<i>Nomisia aussereri</i> (L. Koch, 1872)	0/2	0/1
<i>Zelotes electus</i> (C. L. Koch, 1839)	4/2	1/0
<i>Zelotes eugenei</i> Kovblyuk, 2009	0/1	
<i>Zelotes longipes</i> (L. Koch, 1866)	0/2	0/2
<i>Zelotes segrex</i> (Simon, 1878)	3/1	1/0
Linyphiidae		
<i>Agyseta rurestris</i> (C. L. Koch, 1836)	2/1	
<i>Linyphia tenuipalpis</i> Simon, 1884	0/7	0/5
<i>Linyphia triangularis</i> (Clerck, 1757)	0/3	
<i>Microlinyphia pusilla</i> (Sundevall, 1830)		0/1
<i>Stemonyphantes lineatus</i> (Linnaeus, 1758)	1/0	
Liocranidae		
<i>Agroeca cuprea</i> Menge, 1873	0/7	
Lycosidae		
<i>Alopecosa cursor</i> (Hahn, 1831)	71/17	7/3
<i>Alopecosa farinosa</i> (Herman, 1879)	0/29	0/24
<i>Alopecosa kovblyuki</i> Nadolny & Ponomarev, 2012	0/5	0/1
<i>Alopecosa pulverulenta</i> (Clerck, 1757)	20/14	2/2
<i>Alopecosa schmidti</i> (Hahn, 1835)	0/2	0/1
<i>Alopecosa solitaria</i> (Herman, 1879)	0/1	
<i>Alopecosa sulzeri</i> (Pavesi, 1873)	1/0	
<i>Alopecosa taeniopus</i> (Kulczyński, 1895)	0/1	
<i>Geolycosa vultuosa</i> (C. L. Koch, 1838)	0/1	
<i>Pardosa lugubris</i> (Walckenaer, 1802)		1/1
<i>Trochosa robusta</i> (Simon, 1876)	16/7	1/1
<i>Xerolycosa miniata</i> (C. L. Koch, 1834)	1/0	1/0
Mimetidae		
<i>Ero koreana</i> Paik, 1967	0/1	
Miturgidae		
<i>Zora pardalis</i> Simon, 1878	1/1	
Oxyopidae		
<i>Oxyopes heterophthalmus</i> (Latreille, 1804)	17/17	5/7
<i>Oxyopes lineatus</i> Latreille, 1806	12/21	7/8
Philodromidae		
<i>Philodromus cespitum</i> (Walckenaer, 1802)	2/3	0/1
<i>Rhysodromus bistris</i> (Latreille, 1819)		0/1
<i>Thanatus arenarius</i> L. Koch, 1872	25/0	25/0
<i>Tibellus macellus</i> Simon, 1875	0/5	0/2
<i>Tibellus oblongus</i> (Walckenaer, 1802)	4/12	1/1
Pholcidae		
<i>Pholcus ponticus</i> Thorell, 1875	0/1	

Family/species	Reserve segment	
	YeS (♂♂/♀♀)	MyS (♂♂/♀♀)
Pisauridae		
<i>Pisaura mirabilis</i> (Clerck, 1757)	0/1	0/2
<i>Pisaura novicia</i> (L. Koch, 1878)	0/3	
Salticidae		
<i>Aelurillus laniger</i> Logunov & Marusik, 2000	1/3	
<i>Aelurillus v-insignitus</i> (Clerck, 1757)	2/3	
<i>Attulus penicillatus</i> (Simon, 1875)	4/2	0/3
<i>Euophrys frontalis</i> (Walckenaer, 1802)	3/1	
<i>Evarcha arcuata</i> (Clerck, 1757)	0/1	
<i>Evarcha michailovi</i> Logunov, 1992		0/1
<i>Heliophanus auratus</i> C. L. Koch, 1835	0/2	
<i>Heliophanus cupreus</i> (Walckenaer, 1802)	0/9	0/1
<i>Heliophanus flavipes</i> (Hahn, 1832)	8/26	2/2
<i>Macaroeis flavicomis</i> (Simon, 1884)	2/0	
<i>Pellenes nigrociliatus</i> (Simon, 1875)	0/2	
<i>Philaeus chrysops</i> (Poda, 1761)	0/2	0/3
<i>Phlegra fasciata</i> (Hahn, 1826)	0/1	
<i>Pseudomogrus vittatus</i> (Thorell, 1875)	1/0	
<i>Pseudeuophrys erratica</i> (Walckenaer, 1826)		0/1
<i>Synageles hilarulus</i> (C. L. Koch, 1846)	0/2	
<i>Synageles subcingulatus</i> (Simon, 1878)	0/1	
<i>Synageles venator</i> (Lucas, 1836)	0/1	
<i>Talavera aequipes</i> (O. Pickard-Cambridge, 1871)	1/0	
<i>Talavera aperta</i> (Miller, 1971)	0/1	
Tetragnathidae		
<i>Tetragnatha montana</i> Simon, 1874	0/2	
Theridiidae		
<i>Enoplognatha thoracica</i> (Hahn, 1833)	1/0	
<i>Euryopsis saukea</i> Levi, 1951	2/0	
<i>Heteroteridion nigrovariegatum</i> (Simon, 1873)	1/0	
<i>Phylloneta impressa</i> (L. Koch, 1881)	1/3	1/2
<i>Simitidion simile</i> (C. L. Koch, 1836)	4/8	0/2
Thomisidae		
<i>Ebrechtella tricuspidata</i> (Fabricius, 1775)	1/3	
<i>Heriaeus oblongus</i> Simon, 1918	14/3	1/0
<i>Misumena vatia</i> (Clerck, 1757)	0/3	0/3
<i>Ozyptila atomaria</i> (Panzer, 1801)	0/2	
<i>Ozyptila pullata</i> (Thorell, 1875)	2/2	
<i>Ozyptila scabricula</i> (Westring, 1851)	2/3	
<i>Runcinia grammica</i> (Westring, 1851)	12/15	4/6
<i>Spiracme striatipes</i> (L. Koch, 1870)	2/15	1/8
<i>Thomisus onustus</i> Walckenaer, 1805	16/30	4/5
<i>Xysticus acerbus</i> Thorell, 1872	0/3	
<i>Xysticus cristatus</i> (Clerck, 1757)	0/5	
<i>Xysticus kochi</i> Thorell, 1872	6/10	1/3
<i>Xysticus laetus</i> Thorell, 1875	0/3	
<i>Xysticus marmoratus</i> Thorell, 1875	0/3	
Titanoecidae		
<i>Titanoeca schineri</i> L. Koch, 1872	3/0	3/1
<i>Titanoeca veteranica</i> Herman, 1879	6/0	
Uloboridae		
<i>Uloborus walckenaerius</i> Latreille, 1806	0/2	0/4
Zodariidae		
<i>Zodarion thoni</i> Nosek, 1905	9/1	0/1
Total number of species	102	62
Total number of individuals	979	269

Results

A total of 113 spider species in 23 families was collected in the two reserve's segments: 102 species in YeS and 62 species in MyS. The most species-rich families are ranged as follows: Salticidae (20 species, 17.7% of the total number of species), Gnaphosidae (18 species, 15.9%), Thomisidae (14 species, 12.4%), Lycosidae (11 species, 9.7%) and Araneidae (9 species, 8.0%). Of these, only the Lycosidae is represented almost equally in both segments (YeS – 10 species and MyS – 9), while the Salticidae shows the highest difference (19 and 7 species in YeS and MyS, respectively).

Some species were collected from one segment only. *Gnaphosa opaca*, the most numerous ground-dwelling spider in YeS, was absent from MyS. Five common species (*Haplodrassus kulczynskii*, *H. signifer*, *Agroeca cuprea*, *Aelurillus v-insignitus* and *Titanoeca veteranica*) occurred only in YeS while no species inhabited MyS solely. Other species recorded from one segment were found as singletons, which makes it impossible to draw further conclusions on their distribution within the reserve's segments.

Dominance structure of the ground-dwelling spider assemblages in the same habitat types (forb-fescue-feather grass and petrophytic steppes, edges of shrub thickets/groves) differed considerably between YeS and MyS; no species had the same dominant rank in both segments (Tab. 2). The only species that was similarly represented was *Alopecosa pulverulenta*. In MyS, there were three eudominants with almost equal ratio (20–21%) and one subdominant. In YeS, the dominant complex consisted of one eudominant (32.4%), one dominant (18.6%) and two subdominants (5.5%).

The spider assemblages of the ecotone habitats (edges of shrub thickets, tree grooves and plantations) were the richest (72 species in total); they accounted for 43–45 species in YeS (FPI) and MyS (SI), but were poorer on the slopes in YeS (35 species). In the open grasslands of YeS, the number of species varied from 25–26 in the secondary steppe (St2) and meadow (Md2) to 36–37 in the petrophytic steppe on the top of the slope (Lst1), forb-fescue-feather grass steppe on the northern slope (St3) and meadow steppe at the gully bottom (Md1). In MyS, it was higher on the bottom of the limestone slope (33 species) but lower in the periodically grazed steppe on the top of the slope (25 species). In total, the forb-fescue-feather grass and petrophytic steppes hosted 63 spider species each.

A total of 353 spider species were recorded from the dry grasslands of eleven compared protected areas. Of these, 34 species (9.6%) occurred at all the sites or were absent from one of them. On the contrary, 151 species (42.8%) inhabited one or two sites only. The araneofauna of the Yelanetskiy Steppe was least specific – four local species, 3.8% of the reserve's fauna. The most specific in terms of spider species composition were the areas with granitic rocks: Kamyani Mohyly (47 local species, 23.8%) and Buzkyi Hard (32 species, 20.1%).

The species richness in the forb-fescue-feather grass and petrophytic steppes was equal in the Yelanetskiy Steppe (63 species in both), but increased in favour of the former habitat in Kryvyi Rih (69/50) and the Khomutivskiy Steppe (87/61). At the compared sites, only *Nomisia aussereri* showed stable preference to the petrophytic steppe and *Heliophanus cupreus*, *Misumena vatia* and *Ozyptila scabricula* to the forb-fescue-feather grass one.

Tab. 2: Dominance (%) of the ground-dwelling spiders in the Yelanetskyi Steppe (May/June 2017), the seven most abundant species

Species	Reserve segment	
	Yelanetskyi	Mykhailivskiyi
<i>Gnaphosa opaca</i>	18.6	0
<i>Haplodrassus bohemicus</i>	0	21.0
<i>Alopecosa cursor</i>	32.4	8.4
<i>A. pulverulenta</i>	5.5	3.4
<i>A. farinosa</i>	0	20.2
<i>Thanatus arenarius</i>	2.1	21.0
<i>Zodarion thoni</i>	5.5	0.9
Others	38.0	29.4
Total number of individuals	145	140
Total number of species	32	27

At the MDS ordination of compared steppe areas, the Yelanetskyi Steppe and Kryvyi Rih occupy a central position located between the Khomutivskiyi Steppe and Askania-Nova on Axis 1, and share the same projection with Askania-Nova on Axis 2 (Fig. 4). Three north-eastern sites (see Fig. 1) form a distant group by Axis 2 being closer to the Khomutivskiyi Steppe and Kamyani Mohyly on Axis 1. The Potiivskiyi segment of the Black Sea Reserve is isolated on Axis 1. A more detailed comparison of the spider species compositions of the forb-fescue-feather grass and petrophytic steppes in the Yelanetskyi Steppe, Kryvyi Rih and Khomutivskiyi Steppe showed a close grouping of the spider faunas of the former two sites and a high distance of the latter (Fig. 5).

Discussion

The higher species richness of the Yelanetskyi segment can be attributed to its habitat variety and a longer period of studies. Moreover, it should be noted, that this segment has been under protection for over 20 years, while the Mykhailivskiyi segment has been used as pasture or partly burnt.

Some rare species were found in the reserve. For *Altella hungarica*, it is the fourth record from Ukraine (Polchaninova 2019). The species is distributed in Europe being known from Hungary, Ukraine (Kharkiv and the Donetsk regions) and Russia (Rostov-on-Don Region) (Loksa 1981, Ponomarev 2017, Ponomarev et al. 2017b, Polchaninova 2019). A record of *Zelotes eugenei* expands its known range to the north-west. The species was previously recorded between the south of the Kherson Region of Ukraine and the east of Stavropol Krai of Russia, and in some localities in Greece (Kovblyuk & Kastyrygina 2015, Ponomarev et al. 2017a, Polchaninova & Prokopenko 2019, Nentwig et al. 2021). For *Ero koreana*, it is the westernmost known locality; the species range stretches from south Ukraine to Korea and Japan (Polchaninova & Prokopenko 2019, WSC 2021). *Gnaphosa opaca* inhabited all biotopes in the Yelanetskyi segment, except the mesic meadow and the pond bank. Nevertheless, it was absent from the nearest Mykhailivskiyi segment and Buzkyi Hard National Park, but present at four localities in the Dnipropetrovsk Region (Prokopenko & Zhukov 2018a, 2018b, Polchaninova & Prokopenko 2019, Polchaninova et al. 2021). Based on present knowledge, these localities are the eastern limit of its range. According to Ovtcharenko et al. (1992), further to the east *G. opaca* is substituted by other close species. Its

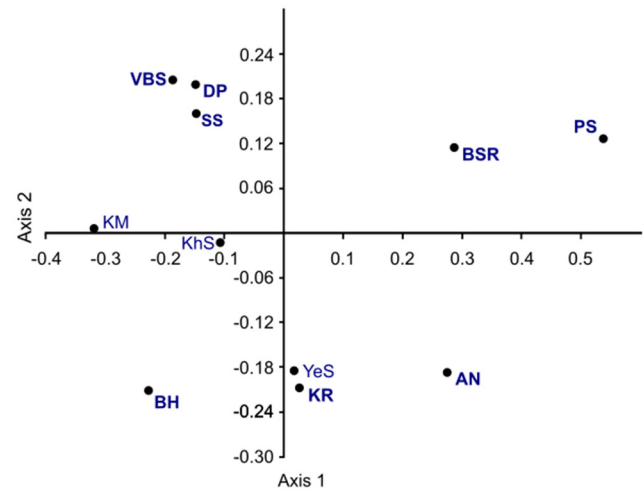


Fig. 4: Comparison of the spider species composition of dry grassland habitats of eleven protected areas of Ukraine. Jaccard similarity index, non-metric multidimensional scaling (NMDS), stress = 0.16. For abbreviations, see Fig. 1

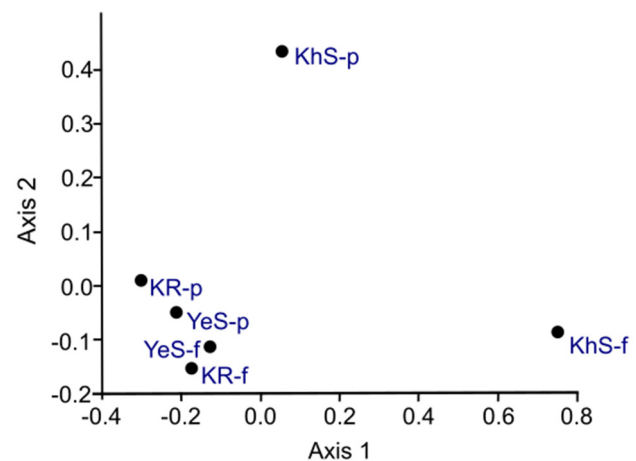


Fig. 5: Comparison of the spider species composition of the forb-fescue-feather grass (f) and petrophytic (p) steppes of the Yelanetskyi Steppe, Khomutivskiyi Steppe and Kryvyi Rih vicinity. Jaccard similarity index, non-metric multidimensional scaling (NMDS), stress = 0.028. For abbreviations, see Fig. 1

records from the Caucasus (Spassky 1937) have not been confirmed by subsequent studies (see Otto 2020). Recent records of *G. opaca* from the Republic of Tatarstan and from the Orenburg Region of the Russian Federation (Dedyukhin et al. 2015) indicate isolated populations not linked with the main geographic range.

All the rare species were found in the Yelanetskyi segment only in natural (petrophytic steppe) and transformed (abandoned field and forest plantation) habitats. Presumably, strict protection contributed to habitat conservation favourable for these species.

A comparison of the araneofaunas of eleven conservation steppe areas in Ukraine (Figs 1, 4) showed that their similarity is based on both the geographical position of the study site and the type of inhabited grasslands. The spider faunas of the Velykoburlutskiyi Steppe, Striltsivskiyi Steppe and Dvorichanskyyi Park group together, since these areas are lo-

cated in the north-east of Ukraine and include plots of the mesic rich forb-fescue-feather grass steppes, meadow steppes and, in two areas, calcareous chalky steppes. Spiders of the Yelanetskyi Steppe and Kryvyi Rih are closer to those of the Khomutivskyi Steppe despite the high distance between the study sites (Fig.1). The three areas are situated at the southern boundary of the forb-fescue-feather grass steppe belt and host a dry poor-forbs variant of the zonal steppes and gullies with limestone outcrops. Each of them has a nearest protected area of the petrophytic steppes on granite bedrocks (Kamyani Mohyly and Buzkyi Hard). A pairwise comparison showed a high difference between the spider faunas of these sites (Fig. 4).

Although the steppe type drives the difference in the areneofaunas' compositions (Polchaninova 2012), we see a high resemblance of the spider faunas of Yelanetskyi Steppe and Kryvyi Rih located in Right-Bank Ukraine (Figs 1, 5). Within the two sites, spider faunas of zonal forb-fescue-feather grass steppes are very similar in species composition, while those of azonal petrophytic steppes are more specific. In the Khomutivskyi Steppe in Left-Bank Ukraine, the difference between the spider faunas of the two compared steppe habitats is pronounced and the araneofauna of the petrophytic steppe is closer to those of both habitats in the Yelanetskyi Steppe and Kryvyi Rih.

Additionally there are some common characteristics in the araneofaunas of the Yelanetskyi Steppe, Askania-Nova and Black Sea Reserve, although the latter two are located in a different steppe belt and preserve fescue-feather grass and/or sandy steppes. The similarity manifests itself in the high abundance of *Oxyopes heterophthalmus*, *O. lineatus* and *Runcinia grammica*, the presence of *Argiope lobata*, low abundances and/or absence of *Agalenatea redii*, *Dictyna arundinacea* and *Tibellus oblongs*. *Oxyopes heterophthalmus* is an abundant species in sandy grasslands and, especially, in the fescue-feather grass steppes of Askania-Nova. It has never been found in dense forb-grasses vegetation in Left-Bank Ukraine (Polchaninova 2012), but occurs in the same vegetation in the Right-Bank part. *Oxyopes lineatus* and *Runcinia grammica* have not been registered north of the fescue-feather grass steppe belt in Left-Bank Ukraine.

A habitat preference of *Linyphia triangularis* and *L. tenuipalpis* also gives a good example of the differences in species distribution in the forb-fescue-feather grass steppes of Right- and Left-Bank Ukraine. Both species colonize shrub thickets

(*Caragana frutex* (L.) K. Koch + *Amygdalus nana* L. + forbs) in Khomutivskyi Steppe. In Yelanetskyi Steppe, *Linyphia tenuipalpis* aggregates on the shrubs of *Caragana frutex* around single trees, being absent in the thickets of *Caragana schyrbica* (Com.) Pojark. + forbs on the slopes. Arboreal and/or shrub vegetation at the dry gully bottoms is also inhabited by *L. tenuipalpis* while *L. triangularis* appears only in wet biotopes near the water.

Gnaphosidae is the most species-rich family in all the study areas (14.5–22.5% of the faunas) except in Buzkyi Hard and Kamyani Mohyly (Tab. 3). Both sites preserve granitic rocks of the Ukrainian Crystalline Shield and the Donetsk Ridge and promote Linyphiidae diversity (17.6–18.5%). The second rank is shared between Salticidae, Thomisidae and Lycosidae depending on the area. The araneofauna of the Yelanetskyi Steppe was distinguished by the lowest proportion of Linyphiidae and the highest of Salticidae and Thomisidae. Interestingly, there were no Dysderidae species recorded from Yelanetskyi Steppe, while five species of this family were found in other steppe sites of South Ukraine (Polchaninova et al. 2017, Polchaninova & Prokopenko 2019).

In general, the local spider faunas of the study areas are richer in the forest-steppe and the forb-fescue-feather grass steppe belt of Left-Bank Ukraine (Fig. 1, Tab. 3). Three compared protected areas (Black Sea Biosphere Reserve, Kamyani Mohyly and Buzkyi Hard) can be regarded as biodiversity hotspots of South Ukraine. Their spider faunas account for 286, 266 and 250 species, respectively, but the grassland spiders are the most diverse in Kamyani Mohyly (196 species) and the poorest is the Black Sea Reserve (124 species in the five reserve's segments together) (Polchaninova & Prokopenko 2013, 2017, Polchaninova et al. 2017). However, the araneofaunas of these protected areas are less diverse than that of the Karadag Nature Reserve in the Mountain Crimea (344 species, Kovblyuk et al. 2015). The reserve is located in three landscape zones (nemoral, steppe and submediterranean) which promotes faunistic diversity. The steppe fauna of the Karadag includes 149 species that is less than in Kamyani Mohyly and Buzkyi Hard.

The variability of the spider species composition of each protected area confirms their value in biodiversity promotion in the highly transformed agricultural landscape of Ukraine.

The obtained data can serve as a starting point for future studies of the impact of conservation practices on the local steppe biota.

Tab. 3: Species richness of main spider families in the dry grassland habitats of eleven protected areas in Ukraine. Number of species (%). For the site abbreviation, see Fig. 1

Families	Sites										
	BH	YeS	KR	BSR	PS	AN	KM	KhS	VBS	DP	SS
Gnaphosidae	23 (14.5)	19 (18.3)	20 (21.1)	21 (14.9)	15 (17.4)	16 (16.8)	33 (16.8)	20 (15.6)	27 (22.1)	20 (16.3)	32 (20.1)
Salticidae	22 (13.8)	15 (14.4)	11 (11.6)	14 (13.0)	8 (9.3)	10 (10.5)	21 (10.7)	18 (14.3)	14 (11.5)	15 (12.2)	21 (13.2)
Thomisidae	16 (10.1)	15 (14.4)	10 (10.5)	12 (11.1)	7 (8.1)	11 (11.6)	16 (8.2)	12 (9.5)	7 (5.7)	11 (8.9)	17 (10.7)
Lycosidae	11 (6.9)	11 (11.5)	11 (11.6)	12 (11.1)	6 (7.0)	8 (8.4)	18 (9.2)	12 (9.5)	14 (11.5)	17 (13.8)	19 (11.9)
Araneidae	14 (8.8)	7 (6.7)	9 (9.5)	8 (7.4)	8 (9.3)	9 (9.5)	10 (5.1)	13 (10.3)	8 (6.6)	10 (8.1)	11 (6.9)
Theridiidae	11 (6.9)	5 (4.8)	6 (6.3)	7 (6.5)	9 (10.5)	7 (7.4)	13 (6.6)	10 (7.9)	8 (6.6)	10 (8.1)	13 (8.2)
Linyphiidae	28 (17.6)	4 (3.8)	4 (4.2)	10 (9.3)	8 (9.3)	5 (5.3)	36 (18.4)	15 (11.9)	15 (12.3)	11 (8.9)	13 (8.2)
Others	34 (21.4)	27 (26.0)	24 (25.3)	24 (22.2)	25 (29.1)	29 (30.5)	49 (25.0)	26 (20.6)	29 (23.8)	29 (23.6)	33 (20.8)
Total	159 (100)	104 (100)	95 (100)	108 (100)	86 (100)	95 (100)	196 (100)	126 (100)	122 (100)	123 (100)	159 (100)

Acknowledgements

The author is grateful to the management office of Yelanetskyi Steppe Natural Reserve for partial financial support of the arachnological research. I am also thankful to the reviewers and the Editorial Board of the *Arachnologische Mitteilungen* for the helpful comments on the manuscript.

References

- Barbarych AI (ed.) 1977 Geobotanical Regioning of the UkrSSR. Naukova dumka, Kyiv. 305 pp. [in Ukrainian]
- Bilyk HI 1973 Vegetation of the steppes. In: Barbarych AI (ed.) *Vegetation of the UkrSSR. Steppes, stony outcrops, sands*. Naukova Dumka, Kyiv. pp. 9-93, 229-248 [in Ukrainian]
- Dedyukhin SV, Sozontov AN & Esyunin SL 2015 On the interesting findings of spiders (Aranei) and herbivorous beetles (Coleoptera: Chrysomeloidea, Curculionoidea) from forest-steppe of Russian Plain's east. – *Vestnik Udmurtskogo Universiteta. Biologia. Nauki o Zemle* 25: 66-77 [in Russian]
- Demyanenko SO, Kavurka VV, Geryak YM, Konovalov SV & Sheshurak PM 2018 The checklist of Lepidoptera (Insecta) of departments of the Luhansk Natural Reserve and its environs. In: Guz GV, Borovyk LM & Vasylyuk OV (eds) *Nature conservation in the steppe zone of Ukraine*. – Series of «Conservation Biology in Ukraine» 10: 78-84 [in Ukrainian, with English summary]
- Hammer Ø, Harper DAT & Ryan PD 2001 PAST: Paleontological Statistics Software Package for Education and Data Analysis. – *Palaeontology Electronic* 4: 1-9. – Internet: http://palaeo-electronica.org/2001_1/past/issue1_01.htm (21. Jul. 2020)
- Konaikova VO 2019 Communities of the class *Festuco-Brometea* in Yelanetskyi Steppe Nature Reserve. – *Ukrainian Botanical Journal* 76: 511-525 – doi: [10.15407/ukrbotj76.06.511](https://doi.org/10.15407/ukrbotj76.06.511) [in Ukrainian, with English summary]
- Korotchenko I & Peregrym M 2012 Ukrainian steppes in the past, at present and in the future. In: Werger MJA & Staalduinen MA (eds) *Eurasian steppes. Ecological problems and livelihoods in a changing World*. Springer. Science+Business Media B.V. pp. 173-196 – doi: [10.1007/978-94-007-3886-7_5](https://doi.org/10.1007/978-94-007-3886-7_5)
- Kovblyuk MM, Gnelitsa VA, Nadolny AA, Kastrygina ZA & Kuku-shkin OV 2015 Spiders (Arachnida: Aranei) of the Karadag Nature Reserve (Crimea). – *Ekosystemy* 3 (33): 3-288 [in Russian, with English summary]
- Kovblyuk MM & Kastrygina Z 2015 Updated catalogue of the spiders (Arachnida, Aranei) of the Crimea. – *Ukrainska Entomofaunistyka* 6 (2): 1-81 [in Russian]
- Kovblyuk MM & Tuneva TK 2009 Three interesting species of Gnaphosidae from Crimea (Arachnida: Aranei). – *Arthropoda Selecta* 17: 157-164
- Kuzemko AA, Didukh IP, Onyshchenko VA & Sheffer J 2018 (eds) *National habitat catalogue of Ukraine*. FOP Klymenko II, Kyiv. 442 pp. [In Ukrainian]
- Loksa I 1981 The spider fauna of the Hortobágy National Park (Araneae). In: Mahunka S (ed.) *The fauna of the Hortobágy National Park 1*. Akad. Kiadó, Budapest. pp. 321-339
- Martynov VV 2008 Scarab beetles (Coleoptera, Scarabaeoidea) of the Nature Reserve Streltsovskaya Steppe. In: Sova TV (ed.) *Scientific works of the Luhansk Natural Reserve. Issue 1, dedicated to the 40-year anniversary of the Luhansk Natural Reserve. Plant and animal world and its protection. VAT 'LOD', Luhansk*. pp. 95-120 [in Russian]
- Nentwig W, Blick T, Bosmans R, Gloor D, Hänggi A & Kropf C 2021 araneae – Spiders of Europe, version 01.2021. – Internet: <https://www.araneae.nmbe.ch> (25. Jan. 2021) – doi: [10.24436/1](https://doi.org/10.24436/1)
- Otto S 2020 Caucasian Spiders. A faunistic database on the spiders of the Caucasus. Version 10.2020. – Internet: <https://caucasus-spiders.info/>
- Ovtcharenko VI, Platnick NI & Song DX 1992 A review of the North Asian ground spiders of the genus *Gnaphosa* (Araneae, Gnaphosidae). – *Bulletin of the American Museum of Natural History* 212: 1-88
- Polchaninova N 2012 Assemblages of herb-dwelling spiders (Araneae) of various steppe types in Ukraine and the Central Chernozem region of Russia. – *Arachnologische Mitteilungen* 43: 66-78 – doi: [10.5431/aramit4312](https://doi.org/10.5431/aramit4312)
- Polchaninova N 2019 Rare spider species (Araneae) of protected steppe areas of the Kharkiv Region (Ukraine). – *The Journal of V. N. Karazin Kharkiv National University. Series "Biology"* 32: 99-06 – doi: [10.26565/2075-5457-2019-32-12](https://doi.org/10.26565/2075-5457-2019-32-12)
- Polchaninova NY, Gnelitsa VA, Evtushenko KV & Singaevsky EN 2017 An annotated checklist of spiders (Arachnida: Aranei) of the National Nature Park Buzkyi Hard (Mykolaiv Area, Ukraine). – *Arthropoda Selecta* 26: 253-272 – doi: [10.15298/arthsel.26.3.08](https://doi.org/10.15298/arthsel.26.3.08)
- Polchaninova N, Krasova O, Lysogor L & Atevasova T 2021 Assessment of the conservation value of dry grassland habitats in the Inhulets River basin (Central Ukraine) based on vegetation and spider research. – *Hacquetia* 20: 183-200 – doi: [10.2478/hacq-21-003](https://doi.org/10.2478/hacq-21-003)
- Polchaninova NY & Prokopenko EV 2013 Catalogue of the spiders (Arachnida, Aranei) of Left-Bank Ukraine. – *Arthropoda Selecta, Supplement 2*: 1-268
- Polchaninova NY & Prokopenko EV 2017 Catalogue of the spiders (Arachnida, Aranei) of Left-Bank Ukraine. Addendum 1. 2013–2016. – *Arthropoda Selecta, Supplement 4*: 1-115
- Polchaninova N & Prokopenko E 2019 An updated checklist of spiders (Arachnida: Araneae) of Left-Bank Ukraine. – *Arachnologische Mitteilungen* 57: 60-64 – doi: [10.30963/aramit5711](https://doi.org/10.30963/aramit5711)
- Ponomarev AV 2017 Spiders (Arachnida: Aranei) of steppe and meadow-steppe habitats of gully and ravine ecosystems of the valley of the Don River lower reaches. – *Proceedings of the Russian Entomological Society* 88: 118-131 [in Russian, with English summary]
- Ponomarev AV, Alekseev SK, Kozninykh VO & Shmatko VY 2017a Spiders (Arachnida: Aranei) of Stavropol Province, Russia. – *Arthropoda Selecta* 26: 155-173 – doi: [10.15298/arthsel.26.2.09](https://doi.org/10.15298/arthsel.26.2.09)
- Ponomarev AV, Prokopenko EV & Shmatko VY 2017b New and interesting records of spiders (Arachnida: Aranei) from the south-eastern part of the Russian Plain. – *Proceedings of the Russian Entomological Society* 88: 103-117 [In Russian with English summary]
- Prokopenko EV & Zhukov A 2018a Spider (Aranei) steppe community in a ravine with fescue-feather-grass petrophytic vegetation. – *Acta Biologica Sibirica* 4: 17-21 – doi: [10.14258/abs.v3i3.2184](https://doi.org/10.14258/abs.v3i3.2184) [in Russian, with English summary]
- Prokopenko EV & Zhukov A 2018b Assemblage structure and dynamics of seasonal abundance of the ground-dwelling spiders (Aranei) on the recovered land disturbed by the mining industry. – *Vestnik Orenburgskogo Gosudarstvennogo Universiteta* 4 (28): 26-36 – doi: [10.32516/2303-9922.2018.28.2](https://doi.org/10.32516/2303-9922.2018.28.2) [in Russian, with English summary]
- Pushkar TI 2009 To the study of orthopterous insects (Orthoptera) of the Ukrainian Steppe Natural Reserve Mykhajlivska Tsilyna (Northeast Ukraine). – *Vestnik Zoologii, Supplement* 22: 67-76
- Putchkov AV & Nitochko MA 2016 Tiger beetles (Coleoptera, Cicindelidae) of the Lower Dnieper terrace and delta. – *Biologia i Valeologia, Zbirnyk Naukovykh Prats KhNPU* 18: 62-75 [in Russian, with English summary]
- Shtirts AD & Yaroshenko NN 2003 Structure and dynamics of oribatid mites in the protected steppe of Southeast Ukraine. Nord, Donetsk. 269 pp. [in Russian]
- Spassky SA 1937 Materials to the spider fauna of the Black Sea coast. – *Sbornik nauchno-issledovatel'skikh rabot Azovo-Chernomorskogo selskokhoziaistvennogo instituta* 5: 131-138 [in Russian]
- Tkachenko VS 2004 Phytocenotic monitoring of reserve successions in the Ukrainian Steppe Natural Reserve. *Phitosociocener*, Kyiv. 184 pp. [in Ukrainian]
- Török P, Janiřová M, Kuzemko A, Růřina S & Stevanović ZD 2018 Grasslands, their threats and management in Eastern Europe. In: Squires VR, Dengler J, Hua L & Feng H (eds) *Grasslands of the world: diversity, management and conservation*.

- CRC Press Taylor & Francis Group, London. pp. 64-88 – doi: [10.1201/9781315156125](https://doi.org/10.1201/9781315156125)
- Vasyliuk O & Skorobohgatov V 2019 A public campaign against ploughing the steppes in Ukraine. – *Steppe Bulletin* 53: 49-52 [in Russian]
- Vynokurov DS & Kuzemko AA 2018 Main factors of the differentiation of the xeric grassland habitats of Ukraine. In: Guz GV, Borovyk LM, Vasylyuk OV (eds) *Nature conservation in the steppe zone of Ukraine*. – Series of «Conservation Biology in Ukraine» 10: 78-84 [in Ukrainian, with English summary]
- Werger MJA & Staalduinen MA van (eds) 2012 *Eurasian steppes. Ecological problems and livelihoods in a changing world*. Springer, Science+Business Media B.V. 565 pp. – doi: [10.1007/978-94-007-3886-7](https://doi.org/10.1007/978-94-007-3886-7)
- WSC 2021 World spider catalog. Version 22.0. Natural History Museum, Bern. – Internet: <http://wsc.nmbe.ch> (25. Jan. 2021) – doi: [10.24436/2](https://doi.org/10.24436/2)
- Zamani A, Tanasevitch AV, Nadolny AA, Eyunin SL & Marusik YM 2019 New data on the spider fauna of Iran (Arachnida: Aranei). Part VI. – *Euroasian Entomological Journal* 18: 233-243. – doi: [10.15298/euroasentj.18.4.01](https://doi.org/10.15298/euroasentj.18.4.01)
- Zhang L, Luo ZH, Mallon D, Li CW & Jiang ZG 2017 Biodiversity conservation status in China's growing protected areas. – *Biological Conservation* 210: 89-100. – doi: [10.1016/j.biocon.2016.05.005](https://doi.org/10.1016/j.biocon.2016.05.005)

Electronic supplement

Appendix. An annotated list of spiders collected in the Yelanetskyi Steppe Natural Reserve (Mykolaiv Region, Ukraine) in 2016–2017

Appendix.

An annotated list of spiders collected in the Yelanskyi Steppe Natural Reserve (Mykolaiv Region, Ukraine) in 2016–2017
Abbreviations: **YeS** – Yealnetskyi segment, **MyS** – Mykhailivskyi segment.

St1 = virgin steppe on the tops of slopes; St2 = secondary steppe on an abandoned field on the flat interfluvies; St3 = virgin steppe on the middle of a north-facing slope; St4 = virgin steppe on the middle of a south-facing slope; Lst1 = top and middle parts of limestone slopes; Lst2 = bottom parts of limestone slopes; Mt1 = annually hayed meadow steppe at the undisturbed gully bottom; Md2 = annually hayed secondary mesic meadow at the gully bottom previously transformed by earthworks; FPl = forest plantation: rows of pines and shrubs with steppe vegetation between them; BP = bank of a pond with arboreal and herbaceous riparian vegetation; Sl = edges of high shrub thickets/natural tree groves bordering the steppe on the lower parts of various slopes. OB = outbuildings.
Number in brackets – total number of species in the family.

Fam. Agelenidae (2)

Allagelena gracilens C. L. Koch, 1841

YeS. 1 ♀, Sl, 1 ♀, FPl, 20. Aug. 2017. **MyS.** 1 ♀, Lst2, 1 ♀, Sl, 18. Aug. 2017.

Eratigena agrestis (Walckenaer, 1802)

YeS. 2 ♀, Lst1, 20. Aug. 2017, 1 ♀, Lst1, 4. Sep. 2019.

Fam. Araneidae (9)

Aculepeira armida (Audouin, 1826)

YeS. 1 ♀, St3, 6. Jul. 2016.

Agalenatea redii (Scopoli, 1763)

YeS. 1 ♀, St3, 5. May 2016; 1 ♀, Md2, 8. May 2017; 2 ♀♀, Sl, 5. May 2016; **MyS.** 1 ♀, St1, 16. Jun. 2017; 1 ♀, Lst2, 2 ♀♀, Sl, 10. May 2017.

Araneus diadematus Clerck, 1757

YeS. 1 ♀, BP, 20. Aug. 2017.

Araneus quadratus Clerck, 1757

YeS. 1 ♀, Md2, 1 ♀, BP, 20. Aug. 2017.

Argiope bruennichi (Scopoli, 1772)

YeS. 1 ♀, St3, 3 ♀♀, Md1, 1 ♂, 3 ♀♀, Md2, 2 ♀♀, Sl, 1 ♀, FPl, 2 ♀♀, BP, 20. Aug. 2017. **MyS.** 1 ♂, 1 ♀, Lst2, 2 ♂♂, 4 ♀♀, Sl, 18. Aug. 2017.

Argiope lobata (Pallas, 1772)

YeS. 1 ♀, Lst2, 20. Aug. 2017. **MyS.** 1 ♀, Lst2, 18. Aug. 2017.

Cyclosa oculata (Walckenaer, 1802)

YeS. 1 ♂, St1, 9. Jun. 2016, 1 ♂, St1, 14. Jun. 2017; 1 ♂, St2, 14. Jun. 2017; 1 ♂ 1 ♀, St3, 14. Jun. 2017; 1 ♀, St4, 14. Jun. 2017; 1 ♀, Md1, 9. Jun. 2016; 2 ♂♂, 1 ♀, Md2, 9. Jun. 2016; 2 ♀♀, Sl, 14. Jun. 2017; 1 ♀, FPl, 9. Jun. 2016, 1 ♀, FPl, 14. Jun. 2017. **MyS.** 2 ♀♀, Lst2, 1 ♀, Sl, 16. Jun. 2017.

Mangora acalypha (Walckenaer, 1802)

YeS. 2 ♀♀, St1, 9. Jun. 2016, 1 ♂, 1 ♀, St1, 14. Jun. 2017; 2 ♀♀, St2, 9. Jun. 2016; 1 ♂, 4 ♀♀, St3, 9. Jun. 2016, 2 ♀♀, St4, 14. Jun. 2017; 4 ♀♀, Lst1, 9. Jun. 2016, 2 ♀♀, Lst1, 14. Jun. 2017; 2 ♂♂, 2 ♀♀, Lst2, 14. Jun. 2017; 4 ♀♀, Md1, 9. Jun. 2016; 3 ♀♀, Md1, 14. Jun. 2017; 2 ♀♀, Md2, 14. Jun. 2017; 3 ♂♂, 2 ♀♀, Sl, 14. Jun. 2017; 1 ♂, 4 ♀♀, FPl, 9. Jun. 2016; 5 ♀♀, FPl, 14. Jun. 2017; 1 ♂ 1 ♀, BP, 9. Jun. 2016, 1 ♀, BP, 14. Jun. 2017. **MyS.** 3 ♀♀, Lst2, 8 ♀♀, Sl, 16. Jun. 2017.

Neoscona adianta (Walckenaer, 1802)

YeS. 1 ♂, 1 ♀, St1, 6. Jul. 2016, 3 ♀♀, St1, 20. Aug. 2017; 1 ♂, 3 ♀♀, St2, 6. Jul. 2016; 1 ♀, St3, 6. Jul. 2016, 2 ♀♀, St3, 20. Aug. 2017; 1 ♂, St4, 20. Aug. 2017; 1 ♂, 3 ♀♀, Lst1 6. Jul. 2016, 2 ♀♀, Lst1, 20. Aug. 2017; 1 ♀, Lst2, 5 ♀♀, Md1, 1 ♂, 3 ♀♀, Sl, 20. Aug. 2017; 2 ♂♂, 3 ♀♀, FPl, 6. Jul. 2016, 4 ♀♀, FPl, 20. Aug. 2017. **MyS.** 1 ♂, St1, 7. Jul. 2016; 1 ♂, St1, 16. Jun. 2017, 1 ♀, St1, 18. Aug. 2017; 2 ♀♀, Lst2, 3 ♀♀, Sl, 18. Aug. 2017.

Fam. Atypidae (1)

Atypus muralis Bertkau, 1890

YeS. 2 ♂♂, St1, 1 ♂, St3, 9. Jun. – 6. Jul. 2016; 1 ♂, St4, 8. May – 14. Jun. 2017.

Fam. Cheiracanthiidae (3)

Cheiracanthium pennyi O. Pickard-Cambridge, 1873

YeS. 1 ♂, St1, 9. Jun. 2016; 2 ♂♂, 2 ♀♀, St3, 9. Jun. 2016; 2 ♀♀, St3, 14. Jul. 2017; 1 ♀, Lst1, 3 ♂♂, 2 ♀♀, Md1, 2 ♂♂, 2 ♀♀, Sl, 9. Jun. 2016; 3 ♂♂, 1 ♀, Md2, 1 ♂, 1 ♀, FPl, 14. Jun. 2017. **MyS.** 1 ♀ St1, 18. Aug. 2017; 1 ♂, Lst2, 16. Jun. 2017; 1 ♀, Sl, 18. Aug. 2017.

Cheiracanthium punctorium (Villers, 1789)

YeS. 2 ♀♀, Md1, 1 ♀, Sl, 1 ♂, 1 ♀, BP, 20. Aug. 2017. **MyS.** 1 ♀, Sl, 18. Aug. 2017.

Cheiracanthium virescens (Sundevall, 1833)

MyS. 1 ♀, Sl, 10. May – 16. Jun. 2017.

Fam. Clubionidae (1)

Clubiona pseudoneglecta Wunderlich, 1994

MyS. 1 ♂, Sl, 7. Jul. 2016.

Fam. Dictynidae (4)

Altella hungarica Loksa, 1981

YeS. 1 ♀, Lst1, 7. Jul. 2016.

Argenna subnigra (O. Pickard-Cambridge, 1861)

MyS. 1 ♂, Sl, 10. May – 16. Jun. 2017.

Brigittea latens (Fabricius, 1775)

YeS. 1 ♀, St2, 6. Jul. 2016, 1 ♀, St4, 1 ♂, 1 ♀, Lms1, 9. Jun. 2016.

MyS. 1 ♀, St1, 1 ♀, Sl, 16. Jun. 2017.

Lathys stigmatisata (Menge, 1869)

MyS. 1 ♂, St1, 10. May – 16. Jun. 2017.

Fam. Eresidae (1)

Eresus kollari Rossi, 1846

YeS. 1 ♀, St4, 1 ♀, Lst1, 8. May – 14. Jun. 2017; 1 ♀, Lst2, 5. May – 9. Jun. 2016; 1 ♀, FPl, 8. May – 14. Jun. 2017.

Fam. Gnaphosidae (18)

Aphanthaulax trifasciata (O. Pickard-Cambridge, 1872)

MyS. 1 ♀, Sl, on a tree branch, 18. Aug. 2017.

Berlandina cinerea (Menge, 1872)

YeS. 3 ♂♂, St1, 5. May – 9. Jun. 2016, 2 ♂♂, St1, 8. May – 14. Jun. 2017; 1 ♂, 1 ♀, St3, 1 ♀, Lst1, 5. May – 9. Jun. 2016; 1 ♀, St4, 2 ♂♂, FPl, 8. May – 14. Jun. 2017. **MyS.** 1 ♂, Sl, 10. May – 16. Jun. 2017.

Civizelotes caucasicus (L. Koch, 1866)

YeS. 1 ♂, St2, 1 ♂, St3, 2 ♂♂, Lst1, 1 ♂, 1 ♀, Lst2, 9. Jun. – 6. Jul. 2016. **MyS.** 1 ♂, St1, 10. May – 16. Jun. 2017.

Drassodes lapidosus (Walckenaer, 1802)

YeS. 1 ♂, St2, 1 ♀, St3, 9. Jun. – 6. Jul. 2016; 2 ♂♂, St4, 8. May – 14. Jun. 2017; 1 ♀, Lst1, 9. Jun. – 6. Jul. 2016, 1 ♂, Lst1, 8.

May – 14. Jun. 2017; 1 ♀, FPl, 9. Jun. – 6. Jul. 2016. **MyS.** 1 ♂, St1, 8. May – 14. Jun. 2017; 2 ♀♀, Lst2, 16. Jun. 2017; 1 ♂, Sl, 10. May – 16. Jun. 2017, 1 ♀, Sl, 18. Aug. 2017.

Drassyllus praeficus (L. Koch, 1866)

YeS. 1 ♀, St1, 9. Jun. 2016, 1 ♀, St1, 8. May – 14. Jun. 2017; 2 ♀♀, St3, 9. Jun. – 6. Jul. 2016; 1 ♂, Md1, 1 ♂, Md2, 8. May – 14. Jun. 2017, 1 ♂, 1 ♀, Sl, 8. May – 14. Jun. 2017, 1 ♂, 1 ♀, FPl, 9. Jun. – 6. Jul. 2016, 1 ♂, FPl, 8. May – 14. Jun. 2017. **MyS.** 1 ♂, 1 ♀, Lst2, 2 ♂♂, 1 ♀, Sl, 10. May – 16. Jun. 2017.

Drassyllus pumilus (C. L. Koch, 1839)

YeS. 1 ♀, Lst1, 9. Jun. – 6. Jul. 2016, 1 ♂, Lst1, 8. May – 14. Jun. 2017; 1 ♀, Lst2, 9. Jun. – 6. Jul. 2016; 3 ♂♂, FPl, 8. May – 14. Jun. 2017.

Gnaphosa lucifuga (Walckenaer, 1802)

YeS. 1 ♀, FPl, 8. May – 14. Jun. 2017. **MyS.** 1 ♀, St1, 8. May – 14. Jun. 2017, 1 ♀, Lst2, 1 ♀, Sl, 18. Aug. 2017.

Gnaphosa opaca Herman, 1879

YeS. 2 ♂♂, St1, 5. May – 9. Jun. 2016, 2 ♂♂, 2 ♀♀, St1, 8. May – 14. Jun. 2017; 5 ♂♂, St2, 4 ♂♂, St3, 9. Jun. – 6. Jul. 2016; 3 ♂♂, St4, 8. May – 14. Jun. 2017; 13 ♂♂, 4 ♀♀, Lst1, 5. May – 9. Jun. 2016, 1 ♂, 1 ♀, Lst1, 9. Jun. – 6. Jul. 2016, 10 ♂♂, 5 ♀♀, Lst1, 8. May – 14. Jun. 2017; 11 ♂♂, 2 ♀♀, Lst2, 5. May – 9. Jun. 2016, 14 ♂♂, Lst2, 9. Jun. – 6. Jul. 2016, 1 ♂, Lst2, 8. May – 14. Jun. 2017; 1 ♂, 1 ♀, Md1, 8. May – 14. Jun. 2017; 1 ♂, Sl, 5. May – 9. Jun. 2016, 4 ♂♂, Sl, 8. May – 14. Jun. 2017; 1 ♂, 5 ♀♀, FPl, 5. May – 9. Jun. 2016, 6 ♂♂, 5 ♀♀, FPl, 8. May – 14. Jun. 2017.

Haplodrassus bohemicus Miller & Buchar, 1977

YeS. 2 ♀♀, St2, 5. May – 9. Jun. 2016, 1 ♂, Md1, 8. May – 14. Jun. 2017; 1 ♂, FPl, 9. Jun. – 6. Jul. 2016. **MyS.** 1 ♀, St1, 6 ♂♂, 3 ♀♀, Lst2, 10 ♂♂, 5 ♀♀, Sl, 10. May – 16. Jun. 2017.

Haplodrassus dalmatensis (L. Koch, 1866)

YeS. 1 ♀, Lst1, 5. May 2016, 1 ♂, Lst1, 5. May – 9. Jun. 2016, 1 ♀, Lst1, 9. Jun. – 6. Jul. 2016. **MyS.** 1 ♂, Lst2, 10. May – 16. Jun. 2017.

Haplodrassus kulczynskii Lohmander, 1942

YeS. 1 ♂, St2, 2 ♀♀, St3, 5. May – 9. Jun. 2016; 1 ♂, St4, 1 ♂, 1 ♀, Md1, 1 ♂, 3 ♀♀, Md2, 1 ♂, 1 ♀, Sl, 1 ♀, FPl, 8. May – 14. Jun. 2017.

Haplodrassus signifer (C. L. Koch, 1839)

YeS. 1 ♂, St1, 5. May – 9. Jun. 2016, 1 ♂, St1, 8. May – 14. Jun. 2017; 2 ♂♂, St2, 1 ♂, St3, 5. May – 9. Jun. 2016; 1 ♂, St4, 8. May – 14. Jun. 2017; 1 ♂, Lst1, 5. May – 9. Jun. 2016, 1 ♂, Lst1 8. May 2017; 1 ♂, Lst2, 5. May – 9. Jun. 2016; 1 ♂, Sl, 8. May – 14. Jun. 2017; 2 ♂♂, 1 ♀, FPl, 5. May – 9. Jun. 2016, 2 ♂♂, 2 ♀♀, FPl, 8. May – 14. Jun. 2017.

Marinarozelotes malkini (Platnick & Murphy, 1984)

YeS. 1 ♀, Lst1, 9. Jun. 2016; 1 ♂, Sl, 8. May – 14. Jun. 2017.

Nomisia aussereri (L. Koch, 1872)

YeS. 2 ♀♀, Lst2, 20. Aug. 2017. **MyS.** 1 ♀, Lst2, 18. Aug. 2017.

Zelotes electus (C. L. Koch, 1839)

YeS. 1 ♂, St1, 5. May 2016, 1 ♂, St1, 5. May – 9. Jun. 2016; 1 ♂, Md1, 1 ♂, FPl, 8. May – 14. Jun. 2017; 1 ♀, Sl, 9. Jun. 2016; 1 ♀, BP, 14. Jun. 2017. **MyS.** 1 ♂, St1, 10. May – 16. Jun. 2017.

Zelotes eugenei Kovblyuk, 2009

YeS. 1 ♀, St2, 5. May – 9. Jun. 2016.

Zelotes longipes (L. Koch, 1866)

YeS. 1 ♀, St1, 5. May – 9. Jun. 2016, 1 ♀, Lst2, 8. May – 14. Jun. 2017. **MyS.** 2 ♀♀, St1, 10. May – 16. Jun. 2017.

Zelotes segrex (Simon, 1878)

YeS. 1 ♂, St2, 5. May – 9. Jun. 2016; 2 ♂♂, Lst2, 9. Jun. – 6.

Jul. 2016, 1 ♀, Lst2, 8. May – 14. Jun. 2017. **MyS.** 1 ♂, St1, 10. May – 16. Jun. 2017.

Fam. Linyphiidae (5)

Agyneta rurestris (C. L. Koch, 1836)

YeS. 1 ♂, St3, 1 ♀, Md2, 1 ♂, FPl, 7.–9. Jun. 2016.

Linyphia tenuipalpis Simon, 1884

YeS. 2 ♀♀, St3, on shrubs around a single tree, 3 ♀♀, Sl, 2 ♀♀, FPl, 3. Sep. 2017. **MyS.** 5 ♀♀, Sl, 4. Sep. 2017.

Linyphia triangularis (Clerck, 1757)

YeS. 3 ♀♀, BP, 3. Sep. 2017.

Microlinyphia pusilla (Sundevall, 1830)

MyS. 1 ♀, Sl, 7. Jul. 2016.

Stemonyphantes lineatus (Linnaeus, 1758)

YeS. 1 ♂, Md1, 8. May – 14. Jun. 2017.

Fam. Liocranidae (1)

Agroeca cuprea Menge, 1873

YeS. 1 ♀, St4, 8. May – 14. Jun. 2017; 1 ♀, Lst2, 9. Jun. – 6. Jul. 2016; 2 ♀♀, Sl, 8. May – 14. Jun. 2017; 1 ♀, FPl, 9. Jun. – 6. Jul. 2016, 2 ♀♀, FPl, 8. May – 14. Jun. 2017.

Fam. Lycosidae (12)

Alopecosa cursor (Hahn, 1831)

YeS. 9 ♂♂, 2 ♀, St1, 5. May – 9. Jun. 2016, 2 ♂♂, 2 ♀♀, St1, 8. May – 14. Jun. 2017; 3 ♂♂, St2, 5. May – 9. Jun. 2016; 4 ♂♂, St3, 5. May – 9. Jun. 2016; 3 ♂♂, St4, 8. May – 14. Jun. 2017; 6 ♂♂, 2 ♀♀, Lst1, 5. May – 9. Jun. 2016, 4 ♀♀, Lst1, 9. Jun. – 6. Jul. 2016; 34 ♂♂ 2 ♀♀, Lst1, 8. May – 14. Jun. 2017; 1 ♂, 2 ♀♀, Lst2, 5. May – 9. Jun. 2016, 1 ♀, Lst2, 9. Jun. – 6. Jul. 2016; 3 ♂♂, Sl, 8. May – 14. Jun. 2017; 1 ♂, 1 ♀, FPl, 9. Jun. – 6. Jul. 2016, 5 ♂♂, 1 ♀, FPl, 8. May – 14. Jun. 2017. **MyS.** 4 ♂♂, 3 ♀♀, St1, 1 ♂, Lst2, 2 ♂♂, Sl, 10. May – 16. Jun. 2017.

Alopecosa farinosa (Herman, 1879)

YeS. 1 ♀, St1, 5. May – 9. Jun. 2016, 1 ♀, St1, 9. Jun. – 6. Jul. 2016; 6 ♀♀, St3, 1 ♀, Lst2, 9. Jun. – 6. Jul. 2016; 7 ♀♀, Md1, 10 ♀♀, Md2, 8. May – 14. Jun. 2017; 2 ♀♀, FPl, 9. Jun. – 6. Jul. 2016, 1 ♀, FPl, 8. May – 14. Jun. 2017. **MyS.** 1 ♀, St1, 6 ♀♀, Lst2, 17 ♀♀, Sl, 10. May – 16. Jun. 2017.

Alopecosa kovblyuki Nadolny & Ponomarev, 2012

YeS. 1 ♀, Lst1, 5. May – 9. Jun. 2016; 3 ♀♀, Sl, 1 ♀, FPl, 8. May – 14. Jun. 2017. **MyS.** 1 ♀, Sl, 10. May – 16. Jun. 2017.

Alopecosa pulverulenta (Clerck, 1757)

YeS. 3 ♂♂, 1 ♀, St3, 5. May – 9. Jun. 2016, 1 ♂, Lst2, 8. May – 14. Jun. 2017; 1 ♀, Md1, 5. May – 9. Jun. 2016, 6 ♂♂, 4 ♀♀, Md1, 8. May – 14. Jun. 2017; 3 ♂♂, 3 ♀♀, Md2, 4 ♂♂, 3 ♀♀, Sl, 8. May – 14. Jun. 2017; 1 ♂, FPl, 5. May – 9. Jun. 2016, 1 ♀, FPl, 9. Jun. – 6. Jul. 2016, 2 ♂♂, FPl, 8. May – 14. Jun. 2017; 1 ♀, BP, 14. Jun. 2017. **MyS.** 2 ♂♂, 2 ♀♀, Sl, 10. May – 16. Jun. 2017.

Alopecosa schmidti (Hahn, 1835)

YeS. 1 ♀, Lst1, 5. May – 9. Jun. 2016; 1 ♀, Lst1, 8. May – 14. Jun. 2017. **MyS.** 1 ♀, Lst2, 10. May – 16. Jun. 2017.

Alopecosa solitaria (Herman, 1879)

YeS. 1 ♀, Lst1, 5. May – 9. Jun. 2016.

Alopecosa sulzeri (Pavesi, 1873)

YeS. 1 ♂, Md2, 8. May – 14. Jun. 2017.

Alopecosa taeniopus (Kulczyński, 1895)

YeS. 1 ♀, Md2, 8. May – 14. Jun. 2017.

Geolycosa vultuosa (C. L. Koch, 1838)

MyS. 1 ♀, grazed gully bottom, 7. Jul. 2016.

Pardosa lugubris (Walckenaer, 1802)

MyS. 1 ♀, Sl, 7. Jul. 2016, 1 ♂, Sl, 10. May – 16. Jun. 2017.

Trochosa robusta (Simon, 1876)

YeS. 1 ♀, St1, 9. Jun. – 6.09. Jun. 2016; 1 ♂, 2 ♀♀, 8. May – 14. Jun. 2017; 2 ♂♂, St3, 5. May – 9. Jun. 2016, 2 ♂♂, St3, 9. Jun. – 6.09. Jun. 2016; 1 ♂, Lst1, 9. Jun. – 6.09. Jun. 2016; 1 ♂, Lst2, 9. Jun. – 6.09. Jun. 2016; 1 ♂, Md1, 5. May – 9. Jun. 2016, 3 ♂♂, Md1, 8. May – 14. Jun. 2017; 3 ♂♂, 2 ♀♀, Md2, 2 ♂♂, 2 ♀♀, Sl, 8. May – 14. Jun. 2017. **MyS.** 1 ♀, Lst2, 1 ♂, Sl, 10. May – 16. Jun. 2017.

Xerolycosa miniata (C. L. Koch, 1834)

YeS. 1 ♂, Md2, 8. May – 14. Jun. 2017. **MyS.** 1 ♂, Sl, 10. May – 16. Jun. 2017.

Fam. Mimetidae (1)

Ero koreana Paik, 1967

YeS. 1 ♀, FPl, 9. Jun. – 6. Jul. 2016.

Fam. Miturgidae (1)

Zora pardalis Simon, 1878

YeS. 1 ♂, Md1, 1 ♀, FPl, 8. May – 14. Jun. 2017.

Fam. Oxyopidae (2)

Oxyopes heterophthalmus (Latreille, 1804)

YeS. 2 ♂♂, St1, 9. Jun. 2016; 1 ♂ 2 ♀♀, St1, 14. Jun. 2017; 2 ♂♂, 1 ♀, St2, 1 ♂, St3, 9. Jun. 2016; 1 ♂, 1 ♀, St4, 14. Jun. 2017; 2 ♂♂, 2 ♀♀, Lst1, 9. Jun. 2016, 2 ♂♂, 4 ♀♀, Lst1, 14. Jun. 2016; 1 ♂, Lst2, 9. Jun. 2016; 2 ♂♂ Md1, 14. Jun. 2017; 1 ♂, Sl, 9. Jun. 2016; 3 ♂♂, 3 ♀♀, FPl, 9. Jun. 2016, 1 ♀, FPl, 6. Jul. 2016; 3 ♀♀, FPl, 14. Jun. 2017. **MyS.** 2 ♂♂ 3 ♀♀, St1, 1 ♂, 1 ♀, Lst2, 2 ♂♂, 3 ♀♀, Sl, 16. Jun. 2017.

Oxyopes lineatus Latreille, 1806

YeS. 2 ♂♂, 2 ♀♀, St1, 9. Jun. 2016, 1 ♀, 14. Jun. 2017; 1 ♂, St2, 9. Jun. 2016; 1 ♀, St3, 14. Jun. 2017; 2 ♂♂ St4, 14. Jun. 2017; 4 ♂♂, 2 ♀♀, Lst1, 9. Jun. 2016, 2 ♀♀, Lst1, 6. Jul. 2016, 2 ♂♂, 4 ♀♀, Lst1, 14. Jun. 2017; 1 ♀, Lst2, 14. Jun. 2017; 1 ♂, Md1, 9. Jun. 2016, 2 ♀♀, Md1, 14. Jun. 2016; 1 ♀, Sl, 14. Jun. 2017; 3 ♀♀, FPl, 6. Jul. 2016, 2 ♀♀, FPl, 14. Jun. 2017. **MyS.** 2 ♂♂, 2 ♀♀, St1, 3 ♂♂, 1 ♀, Lst2, 2 ♂♂, 5 ♀♀, Sl, 16. Jun. 2017.

Fam. Philodromidae (5)

Philodromus cespitum (Walckenaer, 1802)

YeS. 1 ♀, Md1, 6. Jul. 2016; 1 ♂, 1 ♀, FPl, 1 ♂, 1 ♀, BP, 14. Jun. 2017. **MyS.** 1 ♀, Sl, 16. Jun. 2017.

Rhysodromus histrion (Latreille, 1819)

MyS. 1 ♀, Lst1, 7. Jul. 2016.

Thanatus arenarius L. Koch, 1872

YeS. 1 ♂, St1, 5. May – 9. Jun. 2016, 1 ♂, St1, 8. May – 14. Jun. 2017; 1 ♂, St2, 2 ♂♂, St3, 5. May – 9. Jun. 2016; 1 ♂, St4, 1 ♂, Lst1, 8. May – 14. Jun. 2017; 1 ♂, Md1, 5. May – 9. Jun. 2016, 1 ♂, Md1, 8. May – 14. Jun. 2017; 10 ♂♂, Md2, 3 ♂♂, Sl, 8. May – 14. Jun. 2017; 1 ♂, FPl, 5. May – 9. Jun. 2016, 2 ♂♂, FPl, 8. May – 14. Jun. 2017. **MyS.** 7 ♂♂, St1, 2 ♂♂, Lst2, 16 ♂♂, Sl, 10. May – 16. Jun. 2017.

Tibellus macellus Simon, 1875

YeS. 2 ♀♀, St1, 14. Jun. 2017; 1 ♀, St2, 9. Jun. 2016; 1 ♀, St4, 14. Jun. 2017; 1 ♀, Lst1, 9. Jun. 2016. **MyS.** 1 ♀, St1, 1 ♀, Lst2, 16. Jun. 2017.

Tibellus oblongus (Walckenaer, 1802)

YeS. 1 ♀, St3, 1 ♀, Lst2, 9. Jun. 2016; 1 ♂, 1 ♀, Md1, 9. Jun. 2016, 2 ♀♀, Md1, 14. Jun. 2017; 1 ♂, 2 ♀, Md2, 14. Jun. 2017; 1 ♂, Sl, 14. Jun. 2017; 1 ♀, Sl, 19. Aug. 2017; 1 ♂, 1 ♀, FPl, 9.

Jun. 2016, 1 ♀, FPl, 14. Jun. 2017; 2 ♀♀, BP, 14. Jun. 2017.

MyS. 1 ♀, Sl, 16. Jun. 2017; 1 ♀, Sl, 18. Aug. 2017.

Fam. Pholcidae (1)

Pholcus ponticus Thorell, 1875

YeS. 1 ♀, OB, 6. Jul. 2016.

Fam. Pisauridae (2)

Pisaura mirabilis (Clerck, 1757)

YeS. 1 ♀, BP, 14. Jun. 2017. **MyS.** 2 ♀♀, Sl, 16. Jun. 2017.

Pisaura novicia (L. Koch, 1878)

YeS. 1 ♀, Md2, 2 ♀♀, BP, 14. Jun. 2017.

Fam. Salticidae (20)

Aelurillus laniger Logunov & Marusik, 2000

YeS. 2 ♀♀, Lst1, 14. Jun. 2017; 1 ♂, FPl, 8. May – 14. Jun. 2017, 1 ♀, 14. Jun. 2017.

Aelurillus v-insignitus (Clerck, 1757)

YeS. 1 ♀, St1, 5. May – 9. Jun. 2016, 1 ♀, St1, 9. Jun. – 6. Jul. 2016; 2 ♂♂, Lst1, 5. May – 9. Jun. 2016; 1 ♀, FPl, 9. Jun. – 6. Jul. 2016.

Attulus penicillatus (Simon, 1875)

YeS. 2 ♂♂, St1, 1 ♂, St2, 9. Jun. – 6. Jul. 2016; 1 ♀, Lst1, 9. Jun. – 6. Jul. 2016, 1 ♀, Lst1, 14. Jun. 2017; 1 ♂, Lst2, 8. May – 14. Jun. 2017. **MyS.** 3 ♀♀, Lst2, 16. Jun. 2017.

Euophrys frontalis (Walckenaer, 1802)

YeS. 1 ♀, St4, 9. Jun. 2016; 1 ♂, Lst1, 5. May – 9. Jun. 2016; 1 ♂, Lst2, 8. May – 14. Jun. 2017; 1 ♂, FPl, 8. May – 14. Jun. 2017.

Evarcha arcuata (Clerck, 1757)

YeS. 1 ♀, BP, 14. Jun. 2017.

Evarcha michailovi Logunov, 1992

MyS. 1 ♀, Sl, 16. Jun. 2017.

Heliophanus auratus C. L. Koch, 1835

YeS. 1 ♀, Md2, 1 ♀, BP, 14. Jun. 2017.

Heliophanus cupreus (Walckenaer, 1802)

YeS. 1 ♀, St1, 6. Jul. 2016; 1 ♀, St3, 6. Jul. 2016; 1 ♀, St4, 14. Jun. 2017; 1 ♀, Md1, 6. Jul. 2016; 1 ♀, Sl, 8. May – 14. Jun. 2017; 2 ♀♀, FPl, 9. Jun. 2016, 1 ♀, FPl, 9. Jun. – 6. Jul. 2016; 1 ♀, BP, 14. Jun. 2017. **MyS.** 1 ♀, Sl, 16. Jun. 2017.

Heliophanus flavipes (Hahn, 1832)

YeS. 2 ♀♀, St1, 5. May 2016, 1 ♂, 1 ♀, St1, 9. Jun. 2016, 1 ♂, St1, 8. May 2017; 1 ♀, St2, 9. Jun. 2016; 1 ♂, St3, 5. May 2016, 1 ♂, 3 ♀♀, St3, 9. Jun. 2016; 2 ♀♀, St4, 14. Jun. 2017; 7 ♀♀, Lst1, 9. Jun. 2016, 1 ♀, Lst1, 6. Jul. 2016, 2 ♀♀, Lst1, 14. Jun. 2017; 1 ♀, Lst2, 6. Jul. 2016; 1 ♀, Md1, 5. May 2016, 1 ♂, 1 ♀, Md1, 9. Jun. 2016, 1 ♀, Md1, 8. May – 14. Jun. 2017; 1 ♂, Md2, 5. May 2016, 1 ♀, Md2, 9. Jun. 2016; 1 ♂, Sl, 14. Jun. 2017; 1 ♂, FPl, 9. Jun. 2016, 1 ♀, FPl, 9. Jun. – 6. Jul. 2016, 1 ♀, FPl, 6. Jul. 2016. **MyS.** 1 ♂, St1, 2 ♀♀, Lst2, 1 ♂, Sl, 16. Jun. 2017.

Macaroeis flavicomis (Simon, 1884)

YeS. 1 ♂, St3, 9. Jun. 2016; 1 ♂, FPl, 6. Jul. 2016. On the branches of single trees.

Pellenes nigrociliatus (Simon, 1875)

YeS. 1 S, St1, 9. Jun. 2016; 1 S, St4, 8. May – 14. Jun. 2017.

Philaeus chrysops (Poda, 1761)

YeS. 1 ♀, FPl, 1 ♀, St1, 6. Jul. 2016. **MyS.** 1 ♀, St1, 2 ♀♀, Lst2, 16. Jun. 2017.

Phlegra fasciata (Hahn, 1826)

YeS. 1 S, Md1, 9. Jun. – 6. Jul. 2016.

Pseudeuophrys erratica (Walckenaer, 1826)

MyS. 1 ♀, St1, 7. Jul. 2016.

Pseudomogrus vittatus (Thorell, 1875)

YeS. 1 ♂, Md1, 8. May – 14. Jun. 2017.

Synageles hilarulus (C. L. Koch, 1846)

YeS. 1 ♀, St1, 1 ♀, Lst1, 9. Jun. 2016.

Synageles subcingulatus (Simon, 1878)

YeS. 1 ♀, St1, 14. Jun. 2017.

Synageles venator (Lucas, 1836)

YeS. 1 ♀, Lst1, 5. May 2016.

Talavera aequipes (O. Pickard-Cambridge, 1871)

YeS. 1 ♂, Lst2, 8. May – 14. Jun. 2017.

Talavera aperta (Miller, 1971)

YeS. 1 ♀, Lst1, 9. Jun. 2016.

Fam. Tetragnathidae (1)

Tetragnatha montana Simon, 1874

YeS. 2 ♀♀, BP, 14. Jun. 2017.

Fam. Theridiidae (5)

Enoplognatha thoracica (Hahn, 1833)

YeS. 1 ♂, Sl, 8. May – 14. Jun. 2017.

Euryopsis saukea Levi, 1951

YeS. 1 ♂, St2, 1 ♂, Lst1, 5. May 2016.

Heteroteridion nigrovariegatum (Simon, 1873)

YeS. 1 ♂, St4, 8. May 2017.

Phylloneta impressa (L. Koch, 1881)

YeS. 1 ♀, Lst2, 6. Jul. 2016; 1 ♂, Md1, 14. Jun. 2017; 2 ♀♀, FPl 20. Aug. 2017. **MyS.** 1 ♀, St1, 7. Jul. 2016; 1 ♂, Lst2, 16. Jun. 2017; 1 ♀, Sl, 18. Aug. 2017.

Simitidion simile (C. L. Koch, 1836)

YeS. 2 ♂♂, St3, 9. Jun. 2016, 1 ♂, 2 ♀♀, St3, 14. Jun. 2017; 1 ♀, Md1, 2 ♀♀, Md2, 3 ♀♀, Sl, 1 ♂, 1 ♀, FPl, 14. Jun. 2017. **MyS.** 1 ♀, Lst2, 1 ♀, Sl, 16. Jun. 2017.

Fam. Thomisidae (14)

Ebrechtella tricuspidata (Fabricius, 1775)

YeS. 1 ♀, St3, 9. Jun. 2016; 1 ♂, BP, 9. Jun. 2016, 2 ♀♀, BP, 14. Jun. 2017.

Heriaeus oblongus Simon, 1918

YeS. 1 ♂, St1, 1 ♂, St2, 9. Jun. 2016; 3 ♂♂, 1 ♀, St3, 9. Jun. 2016, 1 ♀, St3, 14. Jun. 2017; 1 ♂, St4, 14. Jun. 2017; 2 ♂♂, Lst1, 2 ♂♂, Md1, 1 ♂, Md2, 9. Jun. 2016; 1 ♂, Sl, 14. Jun. 2017; 2 ♂♂, FPl, 9. Jun. 2016, 1 ♀, FPl, 14. Jun. 2017. **MyS.** 1 ♂, Lst2, 16. Jun. 2017.

Misumena vatia (Clerck, 1757)

YeS. 1 ♀, St3, 14. Jun. 2017; 1 ♀, Md2, 5. May 2016, 1 ♀, Md2, 9. Jun. 2016. **MyS.** 3 ♀♀, Sl, 16. Jun. 2017.

Ozyptila atomaria (Panzer, 1801)

YeS. 2 ♀♀, St1, 8. May – 14. Jun. 2017.

Ozyptila pullata (Thorell, 1875)

YeS. 1 ♀, Lst2, 9. Jun. – 6. Jul. 2016; 2 ♂♂, Sl, 8. May – 14. Jun. 2017; 1 ♀, FPl, 9. Jun. – 6. Jul. 2016.

Ozyptila scabricula (Westring, 1851)

YeS. 1 ♂, St1, 1 ♂, St4, 8. May – 14.–6.2017; 1 ♀, Md1, 5. May – 9. Jun. 2016, 1 ♀, Md1, 9. Jun. – 6. Jul. 2016; 1 ♀, FPl, 9. Jun. – 6. Jul. 2016.

Runcinia grammica (C. L. Koch, 1837)

YeS. 1 ♂, St1, 9. Jun. 2016, 1 ♀, St1, 14. Jun. 2017; 1 ♂, St2, 1 ♂, 2 ♀♀, St3, 9. Jun. 2016; 2 ♀♀, St4, 14. Jun. 2017; 1 ♂, Lst1,

9. Jun. 2016, 1 ♀, Lst1, 9. Jun. – 6. Jul. 2016, 1 ♀, Lst1, 14. Jun. 2017; 1 ♂, Lst2, 9. Jun. 2016, 1 ♀, Lst2, 14. Jun. 2017; 2 ♂♂, Md1, 9. Jun. 2016, 1 ♂, Md1, 14. Jun. 2017; 1 ♂, FPl, 9. Jun. 2016, 1 ♂, 6 ♀♀, FPl, 6. Jul. 2016, 2 ♂♂, 1 ♀, FPl, 14. Jun. 2017. **MyS.** 2 ♂♂, 3 ♀♀, St1, 16. Jun. 2017; 2 ♂♂, 2 ♀♀, Lst2, 16. Jun. 2017, 1 ♀, Lst2, 18. Aug. 2017.

Spiracme striatipes (L. Koch, 1870)

YeS. 1 ♀, St1, 5. May 2016; 3 ♂♂ juv., St2 20. Aug. 2017; 2 ♀♀, St4, 3. Sep. 2017; 1 ♀, Lst1, 9. Jun. 2016; 1 ♀, Lst2, 14. Jun. 2017; 1 ♀, Md1, 9. Jun. 2016; 4 ♀♀, Sl, 3. Sep. 17; 1 ♂, 5 ♀♀ FPl, 3. Sep. 2017; **MyS.** 1 ♀, Lst2, 10. May 2017, 2 ♀♀, Lst2, 18. Aug. 2017, 1 ♂, 5 ♀♀, Sl, 4. Sep. 2017.

Thomisus onustus Walckenaer, 1805

YeS. 1 ♂, 4 ♀♀, St1, 9. Jun. 2016, 1 ♀, St1, 14. Jun. 2017; 3 ♀♀, St2, 1 ♂, 3 ♀♀, St3, 9. Jun. 2016; 2 ♀♀, St4, 14. Jun. 2017; 1 ♂, Lst1, 5. May 2016, 1 ♂, 3 ♀♀, Lst1, 9. Jun. 2016, 1 ♂, Lst1, 6. Jul. 2016; 2 ♀♀, Lst1, 14. Jun. 2017; 2 ♀♀, Lst2, 9. Jun. 2016, 1 ♂, Lst2, 16. Jun. 2017; 1 ♂, 3 ♀♀, Md1, 9. Jun. 2016; 1 ♂, 1 ♀, Sl, 14. May 2017; 6 ♂♂, 4 ♀♀ FPl, 9. Jun. 2016; 2 ♀♀, FPl, 6. Jul. 2016, 2 ♂♂, 4 ♀♀, FPl, 14. May 2017. **MyS.** 2 ♀♀, St1, 3 ♂♂, 1 ♀, Lst2, 1 ♂, 2 ♀♀, Sl, 16. Jun. 2017.

Xysticus acerbus Thorell, 1872

YeS. 1 ♀, Md1, 5. May 2016, 1 ♀, Md1, 9. Jun. 2016; 1 ♀, Md2, 14. Jun. 2017.

Xysticus cristatus (Clerck, 1757)

YeS. 1 ♀, St3, 9. Jun. 2016; 2 ♀♀, St4, 14. Jun. 2017; 1 ♀, Lst2, 9. Jun. 2016; 1 ♀, BP, 14. Jun. 2017.

Xysticus kochi Thorell, 1872

YeS. 1 ♂, 1 ♀, St1, 9. Jun. 2016, 2 ♂♂, St3, 5. May 2016, 1 ♀, St3, 9. Jun. 2016; 1 ♂, St4, 8. May 2017; 1 ♂, 2 ♀♀, Md1, 5. May 2016, 3 ♀♀, Md1, 9. Jun. 2016; 1 ♂, Md2, 5. May 2016, 1 ♀, Md2, 9. Jun. 2016; 1 ♀, Sl, 13. Jun. 2017; 1 ♀, FPl, 6. Jul. 2016. **MyS.** 2 ♀♀, Lst2, 16. Jun. 2017; 1 ♂, 1 ♀, Sl, 10. May – 16. Jun. 2017.

Xysticus laetus Thorell, 1875

YeS. 1 ♀, St1, 1 ♀, St3, 9. Jun. 2016; 1 ♀, St4, 14. Jun. 2017.

Xysticus marmoratus Thorell, 1875

YeS. 1 ♀, Lst1, 5. May 2016, 1 ♀, Lst1, 9. Jun. – 6. Jul. 2016; 1 ♀, Lst2, 5. May – 9. Jun. 2016.

Fam. Titanocidae (2)

Titanoeca schineri L. Koch, 1872

YeS. 2 ♂♂, Md2, 1 ♂, Sl, 8. May – 14. Jun. 2017; 1 ♂ juv., FPl, 5. May – 9. Jun. 2016. **MyS.** 3 ♂♂, 1 ♀, Sl, 10. May – 16. Jun. 2017.

Titanoeca veteranica Herman, 1879

YeS. 1 ♂, Lst2, 5. May – 9. Jun. 2016, 1 ♂, Lst2, 9. Jun. – 6. Jul. 2016; 1 ♂, Md1, 2 ♂♂, Sl, 1 ♂, FPl, 8. May – 14. Jun. 2017.

Fam. Uloboridae (1)

Uloborus walckenaerius Latreille, 1806

YeS. 1 ♀, St3, 1 ♀, Lst1, 14. Jun. 2017. **MyS.** 1 ♀, St1, 18. Aug. 2017; 1 ♀, St1, 2 ♀♀, Lst2, 16. Apr. 2017.

Fam. Zodariidae (1)

Zodarion thoni Nosek, 1905

YeS. 1 ♀, Lst2, 2 ♂♂, Md1, 7 ♂♂, Sl, 8. May – 14. Jun. 2017. **MyS.** 1 ♀, Sl, 10. May – 16. Jun. 2017.